



## **Optical Properties of Polyvinyl alcohol-Diammonium phosphate Composite**

**Anfal Ali Shakir<sup>1\*</sup>, Inaam Hani Kadim<sup>2</sup>, Lamis Faaznassir al-saad<sup>3</sup>**

**Department of biotechnology/College of Biotechnology/Al-Qasim  
Green University /Iraq**

**Department of physics/college of education of pure sciences/Babylon university/Iraq  
Department of physics/college of science/Babylon university/Iraq**

**Abstract :** In this work, samples of polyvinyl alcohol (PVA)-Diammonium phosphate (DAP) composites were prepared by using casting method. The effects of addition of (DAP) concentration on the optical properties of (PVA-DAP) composite have been studied in the wavelength range (200-800) nm. The absorption spectra, transmittance spectra, absorption coefficient, energy gap, refractive index, optical conductivity and extinction coefficient have been determined. The results show that the optical constants change with the increase of DAP concentrations.

**Key word :** composites, optical properties, DAP, energy gap, absorption.

### **Introduction**

Polymer composites are widely used in many applications due to excellent properties such as high hardness, good wear resistance, non-corrosive, high melting point, high thermal conductivity, good chemical stability, low cost.<sup>1,2</sup> Doping polymers with metals, oxides, nanoparticles, inorganic salt, and other materials improves and reach an optimum balance of its properties.<sup>3,4</sup>

PVA one of the popular polymers which is mainly composed of C-C bonded, water soluble, biocompatibility, high hydrophobicity, process ability, good chemical resistance, semi crystalline polymer has very important role of OH group and hydrogen bond<sup>5</sup>. It is used in many applications extensively in semiconductor applications, usually different additives are added to polymer in order to improve its properties, this filler can modify optical absorption and electric conduction and this is good for photoelectric materials.<sup>6,7</sup>

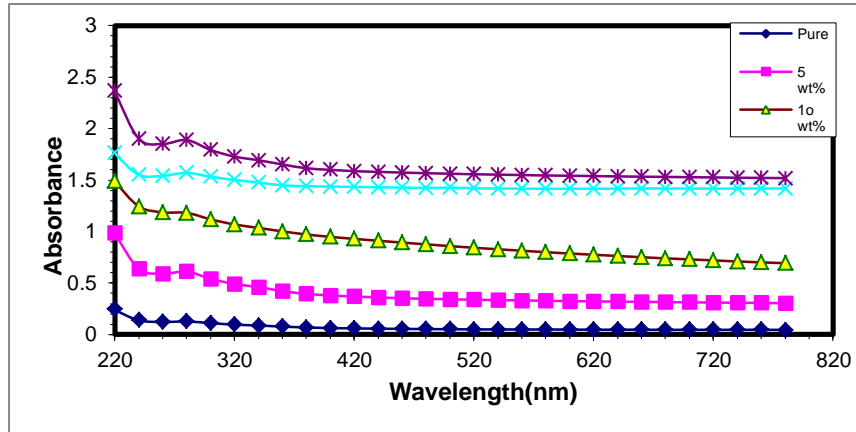
In this study investigation of the effect of doping different concentrations of Diammonium hydrogen phosphate (DAP)  $(\text{NH}_4)_2\text{HPO}_4$  on PVA polymer thin films, and study optical properties<sup>8</sup>.

### **Experimental**

Composite films were prepared in this study by using solution casting technique, PVA was dissolved in double distilled water by using magnetic stirrer then DAP was added with ratios are (5,10,15,20) wt% and mixed until get homogeneous solutions. Absorption and transmission spectra were recorded for wavelength (200-800) nm.

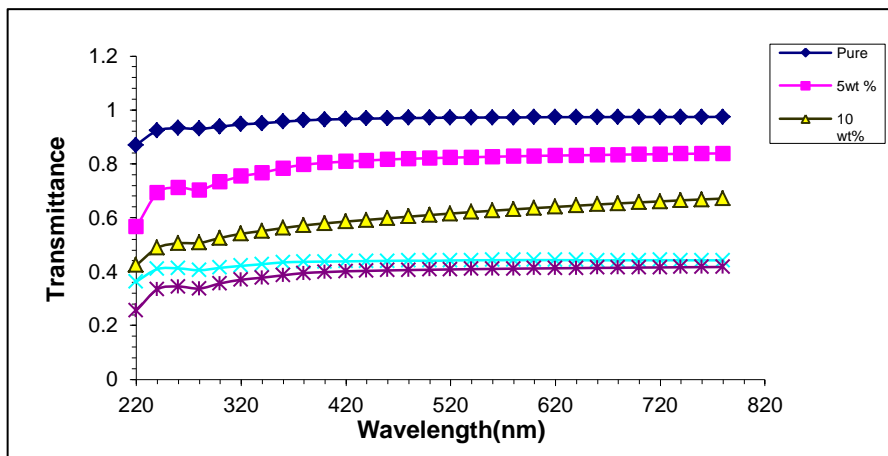
**Result and discussion**

A (UV-210<sup>0</sup> A shimedza) double beam spectrophotometer with wavelength range (200-800) nm was used to measure the absorption spectra of the samples, fig.(1) shows the optical absorbance against the wavelength of the light incident for (PVA\_DAP) composites.



**Fig.(1) :Absorption spectra for PVA-DAP composite.**

The figure shows that the absorbance increases with increase of DAP concentration and this attributed to high absorbance of DAP. absorbance spectrum shows increase in absorption at wavelength near to the absorption edge ,the energy corresponding to this region determined the band gap of the composite sample<sup>9</sup>,the addition of DAP increased absorption edge in the range (200-230)nm of wave length.



**Fig. (2): Transmittance spectra for PVA –DAP composite**

Fig.(2) shows transmittance spectra of the samples ,the optical transitions was increased with wave length for all samples ,the optical transmission for pure PVA was nearly 85% while it decreased with increasing DAP concentration for other samples .

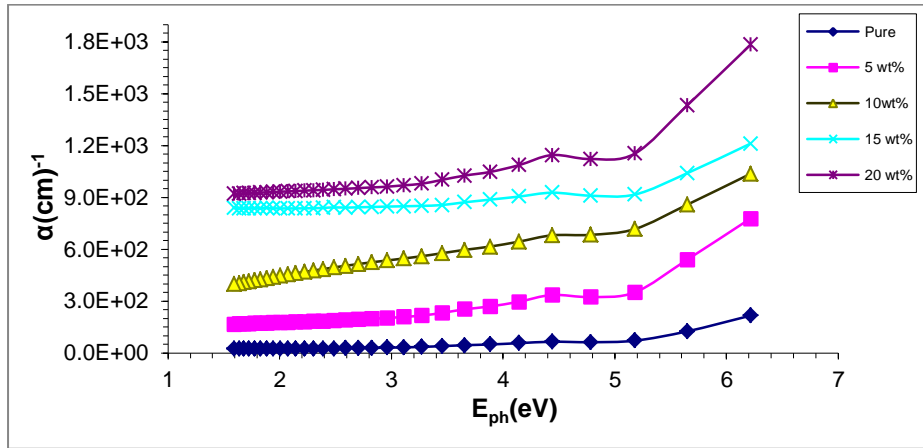


Fig.(3): Absorption coefficient for (PVA-DAP) composite

Fig (3) shows the variation of absorption coefficient for (PVA-DAP) as function photon energy, absorption coefficient can calculate from equation <sup>10</sup>.

$$\alpha = 2.303 \frac{A}{d}$$

Where A is absorbance and d is the thickness of sample, the values of ( $\alpha$ ) are less than ( $10^4 \text{ cm}^{-1}$ ) (the fundamental of absorption coefficient can be used to determines the nature of the optical band gap  $E_g$  ,A plot of  $(\alpha h\nu)^{1/2}$  versus photon energy for PVA-DAP is shown in fig. (4)

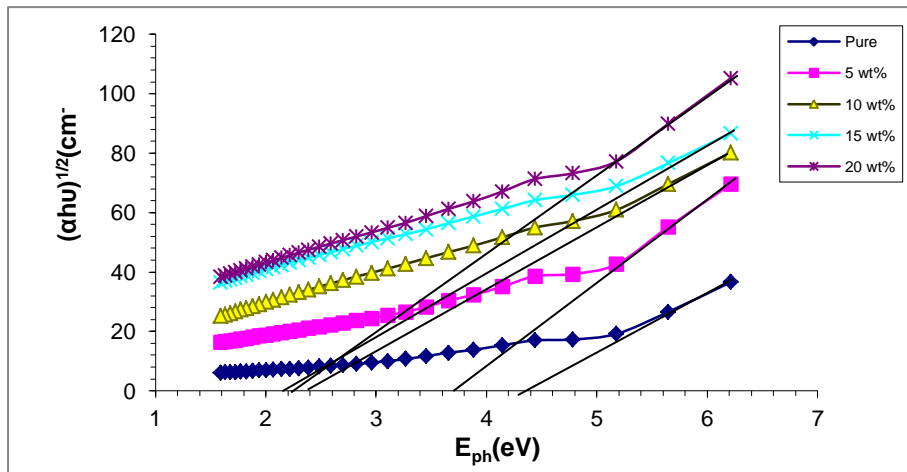


Fig (4): variation of  $(\alpha h\nu)^{1/2}$  versus photon energy for PVA-DAP composite

Reflective index and extinction coefficient for (PVA-DAP) films as a function of wavelength are shown in figs (5) and (6) respectively

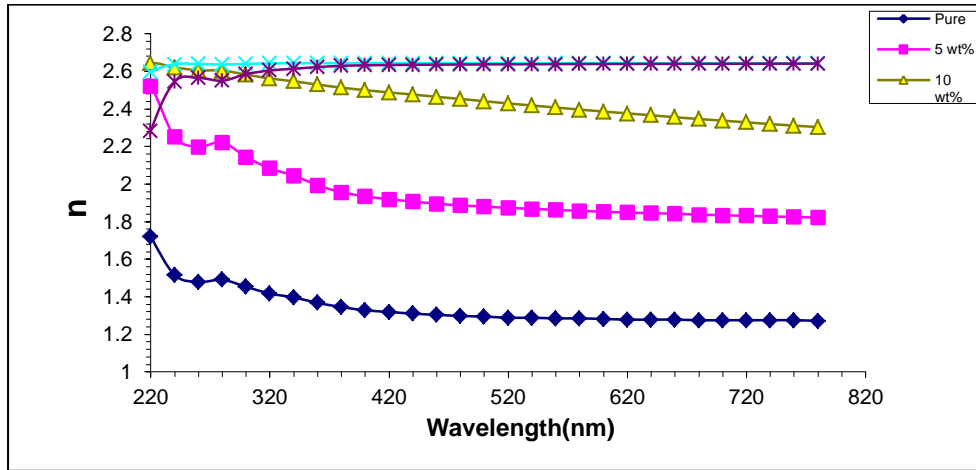


Fig (5) : reflective index versus wavelength of PVA-DAP composite

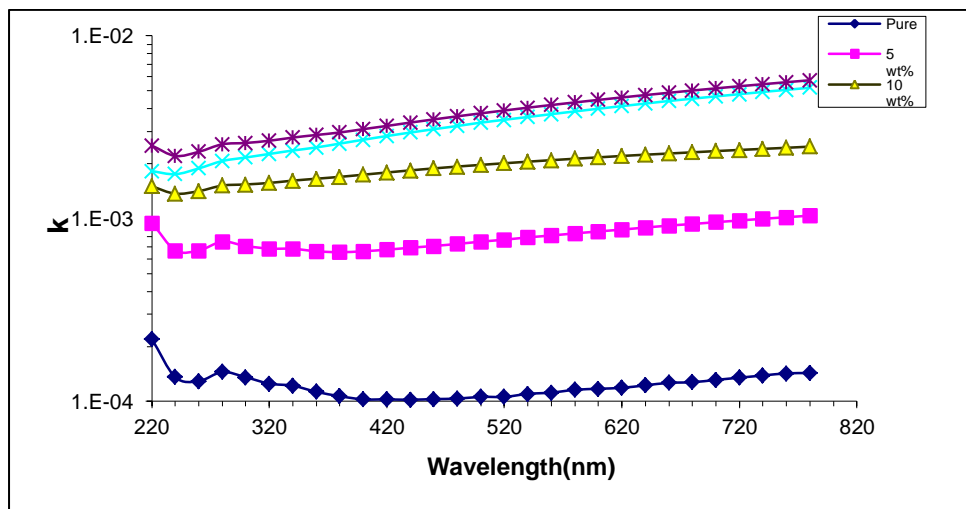


Fig (6): extinction coefficient versus wavelength of PVA-DAP composite

The reflective index for composite decreases with increasing of wavelength while, reflective index closely related to the electronic polarization of ion and local field in side materials from fig. (5) the reflective index increasing with increased of DAP concentration which is a result of increasing the number of atomic refractions due to increase linear polarizability

The extinction coefficient increases with increasing DAP concentration as shown from fig. (6)

Figures (7and8) shows the variation of real and imaginary part of dielectric constants  $\epsilon_1 = n^2 - k^2$  and  $\epsilon_2 = 2nk$ ,  $\epsilon_1$  mainly depends on  $n^2$  because of small values of  $k^2$ ,  $\epsilon_2$  mainly depend on the (k) values ,dielectric constants increases with increasing DAP concentration and the parameters are almost constant at higher wavelength

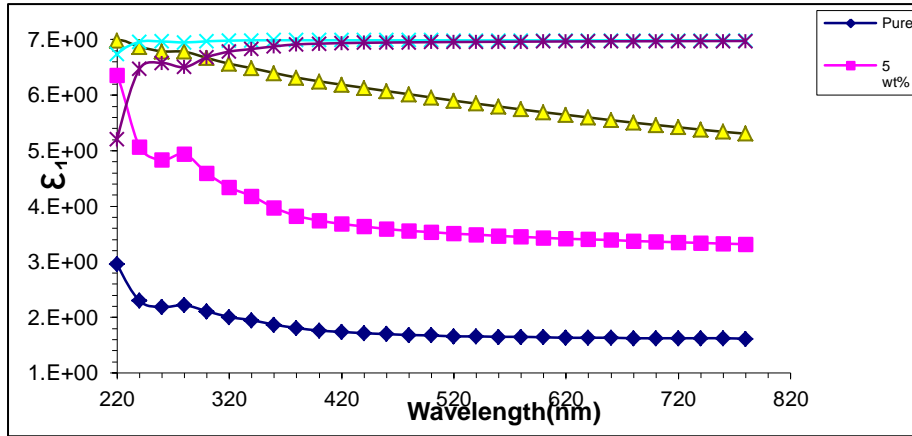
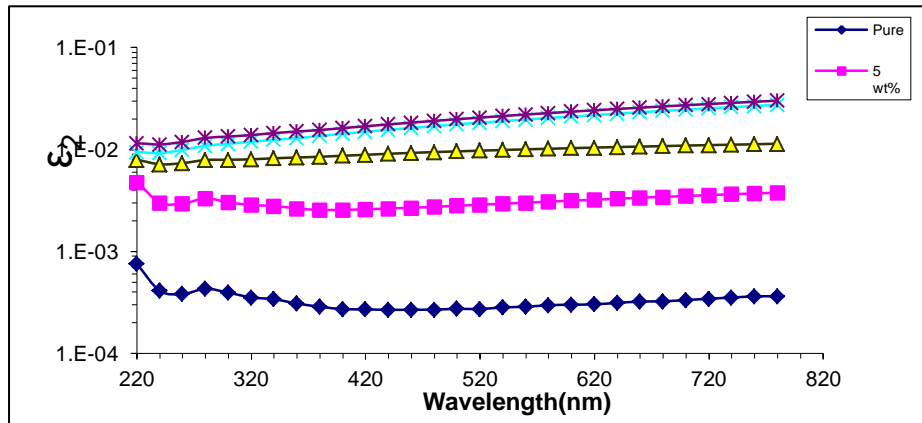


Fig.(7): variation of real part of dielectric constant (PVA-DAP) composite with photon energy



Fig(8):variation of imaginary part of dielectric constant (PVA-DAP) composite with photon energy

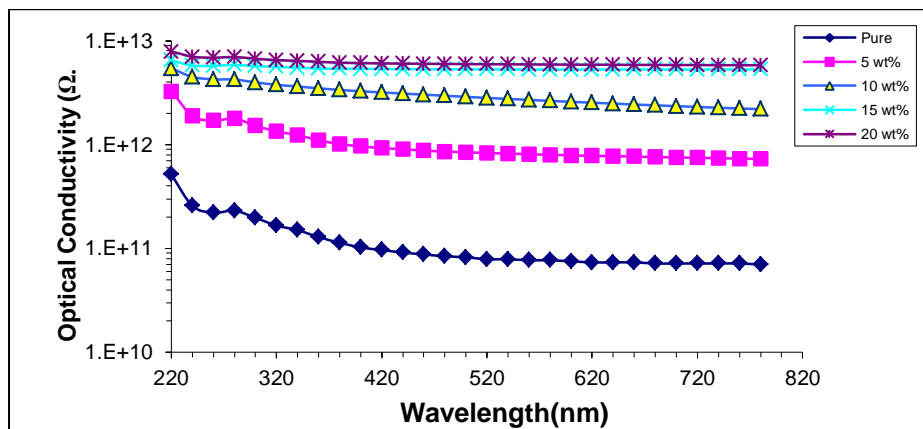


Fig (9): Optical conductivity for PVA-DAP composite

Fig. (9) shows the variation of optical conductivity of (PVA-DAP) composite optical conductivity for all samples increases with increasing of DAP concentration due to high absorbed of polymer composite films ,the increase of optical conductivity and decrease in band gap energy with increase of DAP concentration can be attributed in the increase in number of mobile charge carriers and also to the increase in amorphous nature of polymer composite.

## Conclusion

PVA polymer with different concentration of DAP has been prepared using casting technique. The values of optical conductance increase with increasing DAP concentration and optical band gap decrease with increasing concentration DAP this attributed to the increase in number of mobile charge and increase amorphous nature of polymer, The optical constants such as reflective index ,extinction coefficient ,real and imaginary dielectric constants are found depend on DAP concentration in PVA films

## References:

1. Tatenda C Madzokere,A . Karthigeyan." electrospun silver/poly (vinyl alcohol ) Nano composite membrane :Amodel for the study ,design and characterization of anti-biofouling and high performance water purification membranes ,7(3),1329-1343,2015
2. UlfaAndayani ,Jumina , DwiSiswanta and DandiahMardiana ." Permeation of Acetone-Butanol-Ethanol (ABE) using blended membrane PVA-pection , 8(4),1626-1631,2015.
3. Mustafa Abdalh, osamaHamood and emadyousif ," study the optica properties of poly vinyl alcohol doped copper chloride, journal of Al-nahrain university ,vol 16(1),17-20,2013
4. Faisal A.mustafa " optical properties of Nal doped polyvinyl alcohol films , physical sciences research international ,vill(1),pp.1-9,2013.
5. A.Tawaus ,A.El-khodry, and M. Abdelnaby :Astudy of physical properties of FeCl<sub>3</sub> filled PVA ", current Applied physics ,5,572-578-2005.
6. J.RameshBabu,K.Vijayakumar.,international journal of ChemTech research," studies on structural and electrical properties of NaHCO<sub>3</sub> doped PVA films for electrochemical cell applications" ,7(1),171-180,2015.
7. J.Guravamma ,C.saiVandana and B.H.Rudramadevi ,"structural and optical analysis of Eu<sup>3+</sup> :PVA polymer films",7(2),613-616.2015.
8. C.M.Mu ,S.A.Yu., Sl.Lim , " Graphene modified electrospun poly (vinyl alcohol) nano fibrous membranes for glucose oxidase immobilization , express polymer letter , 8(8),2014 , 565-573.
9. R.Das and S.Pandey ," comparison of optical properties of bulk and nano crystalline thin films of cds using different precursors ", internationals journal of material science ", 1(1),35-40,2011.
10. V.Raja ,A.SarmaandV.Narasimha ," optical properties of pure and doped PMMA –co-P<sub>4</sub>VPNO polymer films", materials letters ,57(30),4678-4683,2003.
11. J.Ballato and S. Foulger ," optical properties of perfluorocyclobty polymers ", journal of optical society of America B 20(9) ,1838-1843,2003.
12. F.Ezema ,P.Asogwa ,A.Ekwealor,P. Vgwaoke and R.Osaji ," Growth and optical properties of Ag<sub>2</sub>S thin films deposited by chemical bath deposition te technique ",journal of the university of chemical technology and metallurgy 42 (2) ,217-222,2007.
13. O.abdullah , and D.Muhammad ,"physical properties of pure and copper oxide doped polystyrene films ", International journal of materials science 5(4),537-545.2010.

\*\*\*\*\*