

Synthesis and Study the Structural and Electrical and Mechanical Properties of High Temperature Superconductor $Tl_{0.5}Pb_{0.5}Ba_2Ca_{n-1}Cu_{n-x}Ni_xO_{2n+3-\delta}$ Substituted with Nickel Oxide for $n=3$

Laheeb A. Mohammed

Kareem A. Jasim

Department of Physics, College of Education for Pure Science Ibn-Al-Haitham, University of Baghdad, Baghdad, Iraq

Laheebfrahmed@yahoo.com

Article history: Received 21 May 2018, Accepted 4 September 2018, Published December 2018

Abstract

The effect of nickel oxide substitution on the pure phases superconductor $Tl_{0.5}Pb_{0.5}Ba_2Ca_{n-1}Cu_{n-x}Ni_xO_{2n+3-\delta}$ ($n=3$) where $x = (0, 0.2, 0.4, 0.6, 0.8$ and $1.0)$ is studied in this research. The specimens in this work were prepared with used procedure of solid state reaction with sintering temperature $850^{\circ}C$ for 24 h. We used technical (4-prob) to calculated and the critical temperature T_c . The results of the XRD diffraction analysis showed that the structure for pure and doped phases was tetragonal with phases high- T_c phase (1223), (1212) and low- T_c phase (1202) and add to the presence of some impure phase. It was noted the value $a=b,c$ the parameter of the lattice increment with the increment of Ni content. The increment of (NiO) concentration effects electrical resistivity, dielectric constant and the hardness.

Keywords: Superconductors, critical temperature, solid state reaction, dielectric constant.

1. Introduction

Superconductivity, which is explained as a phase transition of electrons, is a phenomenon by which a conductor loss all resistance to electric current under specific conditions and exhibits complete diamagnetism.

Superconductivity is the property of completely electrical resistance lack in some materials when they cooled below a certain temperature called critical or transition temperature (T_c) which varies from material to another [1,2]. The high temperature superconductivity of cuprates was discovered in 1986. Tl-Ba-Ca-Cu-O this family of superconductors has been discovered in 1988 by Sheng and Hermann is the best among all other cuprates due to their high transition temperature, transport critical current densities and low microwave surface Resistances. TBCCO materials have perovskite like $Ba_2Ca_{n-1}Cu_nO_{2n+1}$ layers and tetragonal crystal structures There are two Tl-based superconducting families, TBCCO and TSCCO. The first series of the Tl-based superconductor containing one Tl- O layer has the general formula $TlBa_2Ca_{n-1}Cu_nO_{2n+3}$ with $n=3$. In this paper was focused on the study the effect the partial substitution of copper with nickel oxide on the structural, electrical and mechanical properties of the superconducting [3].

2. Experimental

The $Tl_{0.5}Pb_{0.5}Ba_2Ca_2Cu_{3-x}Ni_xO_{8+\delta}$ with ($x=0,0.2,0.4,0.6,0.8$ and 1.0) high critical temperature superconducting (HTS) was synthesized by solid state reaction process, Using the required amounts of pure powders materials high purity oxides (99.99%) of $Tl_2O_3, PbO, NiO, BaO, CaO$ and CuO , and in Commensurate with the molecular weights, accordingly for these chemical formulas:



The reactants were measured by using a sensitive balance whose sensitivity order (10^{-4}) g. The reactants were mixed jointly by a gate mortar with addition of isopropanol (C_2H_5O) was to homogenize the mixture dry slurry during the grinding process for nearly (from 40 to 60) minute. The mixture was put in an alumina crucible and dehydrated for in the oven at $120^\circ C$. The mixture was compressed into the disc-shape as pellets with diameter 1.5 cm and (0.2-0.3) cm thick; by hydraulic compress under a (7 ton/cm^2) pressure. Disks putted in a furnace and sintered at $850^\circ C$ for 24 hours with the rate of ($5^\circ C/\text{min}$) and then cooled to the room temperature by the same rate. Structure of crystal such as phase of crystalline, the polycrystalline, amorphous, grain size, and parameter of lattice of all specimens prepared were examined by XRD technique system (SHIMADZU Japan XRD 600) by records the intensity in the range of Bragg's angle θ from (20-80), Cu ($K\alpha$) radiation source of wavelength ($\lambda=1.5405 \text{ \AA}$) was employed with generator setting of current 20 mA and voltage 40 kV. The parameter of unit cell was determined using by the software of the check cell computer. The morphology of surface for these specimens observed from the ((AFM)) technique, through using SPM model AA3000 contact mode spectrometer, supplied by Angstrom Advanced Inc [4]. Four probe method at temperature range (77-300) K was used to measure the resistivity(ρ) [5]. Critical temperature (T_c) calculated using the relation:

$$\rho = (R * A)/L \quad (1)$$

Where R is electric resistance, A is area of specimens and L is length of specimens.

The mechanical properties were checked by Vickers MicroHardness, measurements of hardness for the specimens were carried out on the polished surface of the tested specimens at room temperature. The test Vickers hardness used the square-base diamond pyramid as the indenter and the angle of (136) degrees between faces opposite subjected the applied load, F, was 2.940 N. The full load is normally applied for 15sec [6,7].

$$Hv = 1.8544 (F/ d^2) \quad (2)$$

Where: F : the amount of inflicted force and d: arithmetic mean of the two diagonals in mm

The Young modulus E of superconductors is related to the Vickers microhardness by the relation [7]:

$$E = 81.96 Hv \quad (3)$$

The yield strength Y is related to the hardness by the relation [7]:

$$Y = Hv / 3 \quad (4)$$

The dielectric constant was determined using (HF LCR meter) 6500p Series, Uk, frequency range from (20Hz-120MHz). measurements the dielectric properties that dependent of frequency using a device of LCR meter at frequencies from (50Hz-5 MHz) , Where it has been measured the conductance (G) ,the capacitance (C) , dialectic constant (ϵ), The loss of dielectric ($\tan\delta$) and conductivity σ_{ac} (σ_{ac}) for all specimens that determined by the Equations (5, 6, & 7) [8, 9, 10]:

Table 1. Values of lattice parameter, c/a, pm for the sample $Tl_{0.5}Pb_{0.5}Ba_2Ca_2Cu_{x-3}Ni_xO_{9-\delta}$.

X	a=b (Å)	c (Å)	c/a ratio	v (Å) ³	dm (gm/cm ³)	V ph(1223) %	V ph(1212) %	V ph(1201) %	Vp impurities %
0	3.8135	15.2769	4.006005	222.1686	7.454971	74.9457	10.5206	8.7852	5.6399
0.2	3.7326	15.3323	4.107673	213.6142	7.745964	77.5539	11.8944	8.1534	8.4412
0.4	3.8221	15.4090	4.031553	225.1016	7.343511	76.0471	11.0852	9.07441	10.3266
0.6	3.8299	15.5589	4.062482	228.22	7.221973	72.619	16.522	5.114	5.743
0.8	3.8380	15.7034	4.091558	231.3149	7.132317	70.1117	8.8427	7.9448	8.7825
1.0	3.8379	15.8110	4.119701	232.8878	7.091071	83.8009	10.1357	5.8823	9.0497

Table 2. Transition temperature $T_{c(\text{onset})}$, $T_{c(\text{offset})}$, transition width (ΔT_c), oxygen content (δ) Vicker's Hardness H_v , Young modulus (E) and Yield strength (Y) for $Hg_{0.5}Pb_{0.5}Ba_2Ca_2Cu_{3-x}Ni_xO_{8+\delta}$.

X	$T_{c(\text{off})}$ (K)	$T_{c(\text{on})}$ (K)	ΔT_c (K)	$T_{c(\text{mid})}$ (K)	E_g (eV)	δ	Hv	E	Y
0	113	124	11	118.5	0.0360	0.06190	189	15490.44	63
0.2	114	125	11	119.5	0.0363	0.0659	200	16392	66.6666
0.4	128	130	2	129	0.0392	0.2325	212	17375.52	70.6666
0.6	124	133	9	128.5	0.0390	0.0913	219	17949.24	73
0.8	132	135	3	133.5	0.0406	0.1116	225	18441	75
1.0	134	144	10	139	0.0421	0.1258	240	19670.4	80

The superconducting transition temperature T_c (offset) for pure and doped samples for (1223) phase is higher due to increasing Ca-O layer as compared with increasing Ni concentration. the critical temperature T_c (off) was increased from 118K to 138 K with increasing the Ni content at ($x= 0.2 -1.0$) which are agreement with reference [11,12]. We can be observed the absence resistivity of superconductor transition as shown in **Figure 2**. and from energy gap results at the **Table 2**. [13].

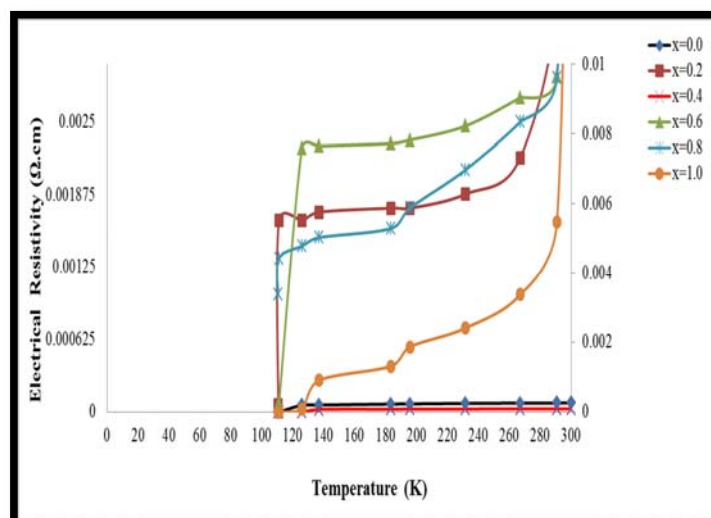


Figure 2. The resistivity dependence on Temperature for the sample $Tl_{0.5}Pb_{0.5}Ba_2Ca_2Cu_{3-x}Ni_xO_{9-\delta}$ at $x = 0.0, 0.2, 0.4, 0.6, 0.8, 1.0$.

Also we can observe the decreasing in c/a ratio with increasing the Ni content. This may be due to the ionic radii mutuality of Ni ion by Cu ion which takes a compensate places through the structure of the unit cell instead of the sites interstitial [14].

The results of H_v, Y, E show in general **Table 2.**, increasing in the hardness value with increasing the NiO content may be due to the Nickel ferrites have interesting structural, electrical, mechanical, and magnetic properties, it has been showing an increase in the value of hardness may be due to without interference in the grain boundaries [15]

For superconductor $Tl_{0.5}Pb_{0.5}Ba_2Ca_2Cu_{3-x}Ni_xO_{9+\delta}$ compound with ($x = 0-1.0$) the properties dielectric have been tested. The changes of dielectric constant are indicated in **Figure 3.** where we observe a decrease in value with increasing frequency. Dipolar polarization at the lower frequency is dominant, but when increasing frequency, the oscillation of the field applied increment and the dipolar polarization becomes longer than of the time constant of the field applied. For this reason, a decrease was observed in ϵ' , carriers cannot track the frequency of the external voltage field applied at high frequencies, and the dielectric resonance becomes ineffective.

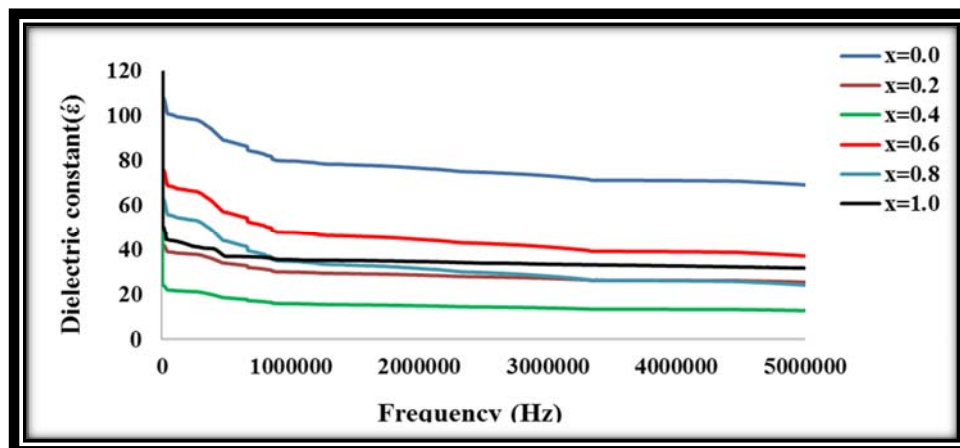


Figure 3. Variation of dielectric constant versus frequency.

The imaginary part (ϵ'') dependent on frequency variation of all specimens at room temperature that shown in **Figure 4**. All the attain specimens exhibit dielectric disperse where a decrease in ϵ'' that observed with increment in frequency. The phenomenon of dielectric disperse has been explained on the basis by the model of Maxwell–Wagner for dielectrics.

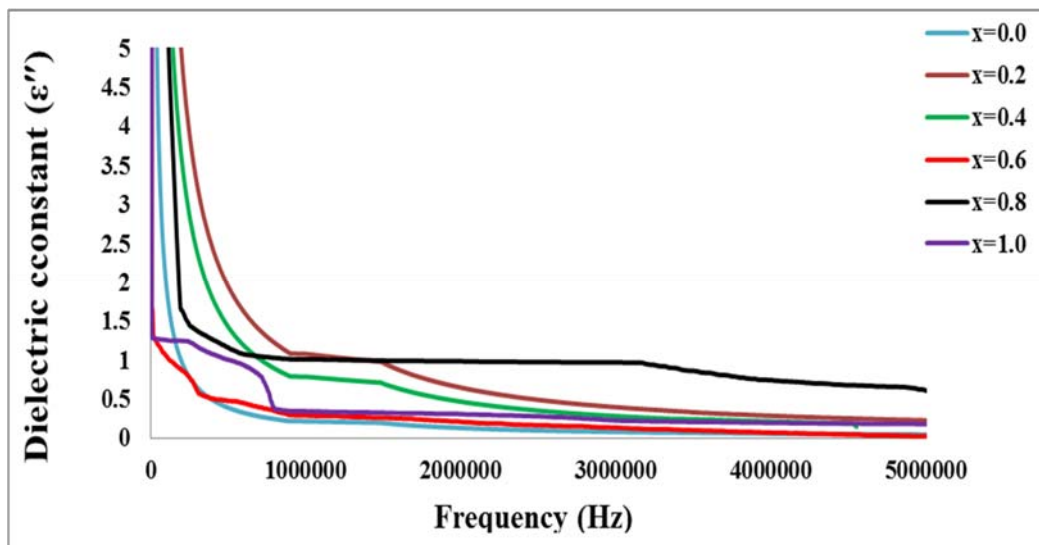


Figure 4. Variation of dielectric constant ϵ'' versus frequency.

4. Conclusions

In the present work, we have prepared the high superconductor compound $Tl_{0.5}Pb_{0.5}Ba_2Ca_{n-1}Cu_{n-x}Ni_xO_{2n+3-\delta}$ ($n=3$) with ($x=0,0.2,0.4,0.6,0.8$ and 1) by method of solid state reaction, and study the partial substitution nickel oxide of copper for electrical and structure and mechanical properties. all specimen examining by XRD analyses shown tetragonal crystal structure and observed that c -parameter value increase with increase of Ni content. The best value of T_c obtained for the $x = 1.0$ where $T_c = (139 \text{ K})$. As well that, increasing Ni concentration strengths interlayer bonding ascertain that by the increase in the H_v , E and Y values of $Tl_{0.5}Pb_{0.5}Ba_2Ca_{n-1}Cu_{n-x}Ni_xO_{2n+3-\delta}$.

References

1. Khalid. R. ;E. Abdul-Majeed; Abdul Kareem. A. Effect of Partial Substitution of Hg.sr on Structure and Electrical of High Temperature $Bi_{2-x}Hg_xBa_{2-y}Sr_yCa_2Cu_3O_{10+\delta}$ Super conductor. *Tikrit journal of Pure science*. **2012**, 17, 1, 198-203.
2. John, B.; Fredrich, M. The development of SQUID- based gradiometere. MSC thesis. Stellenbosch University. **2010**.
3. Md. A. R.; Md. Z. R.; Md. N. S. A Review on Cuprate Based Superconducting Materials Including Characteristics and Applications American. *Journal of Physics and Applications*. **2015**, 3, 2, 39-56.
4. Al-Maiyal., B. K. H. Synthesis and Characterization of $Hg_{1-x}Cd_xBa_2Ca_2Cu_3O_{8+\delta}$ thin film Superconductors prepared by DC Sputtering, *Journal of Chemical, Biological and Physical Sciences*. **2015**, 5, 3, 2630-2941.,.
5. Abbas, M. M. Effect of the Electron Beam and Laser Radiation on T_c of $Y_{1-x}(Gd,Pr)_xBa_{2-y}Sr_yCu_3O_{7-\delta}$ compounds. Ph.D. Thesis. University of Baghdad. **2003**.

6. Hassan, A. Th. Mechanical Properties of Superconductor System $(\text{Bi}_{0.8}\text{Pb}_{0.2})_2(\text{Sr}_{0.9}\text{Ba}_{0.1})_2\text{Ca}_2(\text{Cu}_{1-x}\text{Ni}_x)_3\text{O}_{10+\delta}$. M.Sc. Thesis. University of Baghdad. **2008**.
7. Charles, K. *Introduction to solid state physics*; 7th ed., 2004, p. 17.
8. Mumtaza. M.; Liaqat. A.; Shoaib. A.; Saad. U.; Hssaina. G.; Rabbania. M. W.; Abdul Jabbar and Nadeem. K. Dielectric properties of $(\text{Zn})_x/\text{CuTi-1223}$ nanoparticle–superconductor composites. *Journal of Advanced Ceramics*. **2016**, 5, 2, 166–159 .
9. Raghavan, V.; *Materials Science and Engineering*; 5th ed., A sokek. Ghosh Limited: New Delhi 2010.
10. Kwan, C. K. *Dielectric phenomena in solids*, Elsevier Academic press 2009.
11. Jabbar. A. et.al.; Irfan. Q. Synthesis and superconductivity of $(\text{Ag})_x/\text{CuTi-1223}$ composites; *Progress in Natural Science: Materials International*. **2015**, 25, 3, 204-207.
12. Prauch. J.; Konig. T.; Gritzner. G.; Prybylski. K.; Phsica. C. Preparation and properties of high- T_c superconducting TI-1223 thick films obtained by screen-printing method. **2000**, 331, (3-4), 227-232, DOI: 10.1016/S0921-4534(00)00027-7.
13. Dresselhaus, M. S. *solid state physics*. Fall 2001.
14. Musa. M, A. Mechanical Properties of $\text{Bi}_{2-x}\text{CdxPb}_{0.3}\text{Sr}_2\text{Ca}_2\text{Cu}_3\text{O}_{10+\delta}$ superconductors. *International Journal of Current Engineering and Technology*. **2015**, 5, 3, 1908-1913.
15. Brian. S. M. *An Introduction to Materials Engineering and Science*; John Wiley and Sons. 2004.